



NEW!

SALIVA CONFIRM 6

A REVOLUTIONARY ONE STEP ORAL FLUID DRUG TEST KIT



- Latest technology
- Best Value Saliva Drug Test
- One Step Smart Design
- Accurate results in minutes
- Easy to use and convenient
- Non invasive collection (saliva)
- Ideal for business use
- Comes in 3 (COC OPI THC) and 6 (AMP BZD MAMP COC OPI THC) Panel

Product	AMP BZD COC OPI THC	COC OPI THC
Specimen	Saliva	Saliva
Product Format	Cassette	Cassette
CE Marked	Yes	Yes
Product No:	SVC-6	SVC-3
Kit Size	25	25

SENSITIVITY

Amphetamine (AMP)	50 ng/ml
Benzodiazepines (BZD)	20 ng/ml
Cocaine (COC)	20 ng/ml
Methamphetamine (MET)	50 ng/ml
Methadone (MTD)	30 ng/ml
Opiates (OPI)	40 ng/ml
Phencyclidine (PCP)	10 ng/ml
Marijuana (THC)	12 ng/ml



In drug analysis, oral fluid drug screening has certain advantages over the screening of other biological fluids such as urine and blood. Oral fluid is readily accessible, and is less likely to be adulterated. With oral fluid tests the drugs may be detected immediately after ingestion, even before they are metabolized and would show up in urine.

SalivaConfirm® is designed to work at a lower detection level for all test drugs than those detected in urine samples. SalivaConfirm® oral screening for drugs of abuse detects the presence of parent compounds and drug metabolites.

SalivaConfirm® gives professionals the advantages they need: Oral fluid is readily assessable and less likely to be adulterated.

BENEFITS

- No bathroom facilities required ✓
- Solves 'shy bladder' issue ✓
- Solves gender specific supervision issue ✓
- Non-invasive ✓
- Difficult to tamper with or adulterate ✓
- Simply one-step process with immediate results ✓
- Ability to supervise multiple test subjects at once ✓
- Identifies relevant parent drug and metabolites ✓
- Screens for recent drug use ✓

SalivaConfirm	Traditional
	(urine/blood)

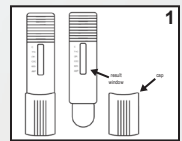
- | | |
|---|---|
| ✓ | ✗ |
| ✓ | ✗ |
| ✓ | ✗ |
| ✓ | ✗ |
| ✓ | ✗ |
| ✓ | ✗ |
| ✓ | ✗ |
| ✓ | ✗ |
| ✓ | ✗ |
| ✓ | ✗ |

EASY TO FOLLOW INSTRUCTIONS

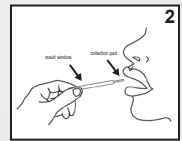
Saliva Sample Collection

Remove contents from the container (box). Set the box aside. You may use it as shipping box for confirmatory test later.

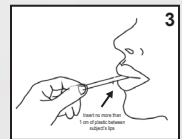
1. Remove test device from pouch. Write ID on back of device then uncap to expose collection pad.



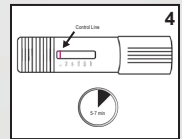
2. Insert collection pad into mouth with test device slanted downwards. Hold edge of plastic firmly between the lips with ample distance from result window. Do not bite, chew or pull on collection pad.



3. Leave in mouth for 1-3 minutes or until pink color begins to appear in result window. Remove device from mouth immediately.



4. Replace cap. Place device on flat surface. Start timing when C (control) line appears.



5. Read results at 5-7 minutes after the C line first appears. DO NOT read after 7 minutes.

